

Training Manual
Become An Affiliate

azmissions.com






How to Register?

Departments View All


- Inventions >
- Products >
- Projects >
- Recreation
- Services >
- Our Sellers
- Membership and Benefits
- Track your Order
- Member User Guide
- Affiliate User Guide
- Employer
- Jobseeker

Online strategy ever for Product marketing


Start your online store



BECOME A MEMBER
Register Now



BE AN AFFILIATE
Register Free




Inventions



Products



Projects



Recreation



Services

BE A PARTNER
Find Out More



Step 1 : Go to <https://azmissions.com/>

Step 2 : Click on the box as highlighted.

Affiliate Area

Fields marked with an * are required

Name *

Last Name *

Username *

Address

City *

Zip *

Step 3 : Fill in the Registration Form

Country *

Email *

Phone *

Payment Email *

Promotion Method *

Step 3 : Fill in the Registration Form

Website URL

Message

Submit

Step 3 : Fill in the Registration Form and agree to our Terms and Conditions.

Once the form is submitted. AZMISSION Admin will review your application. The status of the application will be notified via email.

Form submitted successfully.

A confirmation email was sent to

[Log into your account](#)

Username

Password

Remember Me

Log In

[Lost your password?](#)

Form successfully submitted



How to Login?

azmissions.com

Congratulations!

Your affiliate application on <https://azmissions.com> has been accepted!

Log into your affiliate area at <https://azmissions.com/become-an-affiliate/>

[AZMissions Online Marketplace](#)

Once Your Affiliate application is approved, you will receive an email with the login link.

Log into your account

Username

Password

Remember Me

Log In

Lost your password?

Using the link provided in the email, login to your account with the your credentials.

Affiliate URLs

Your affiliate ID is: **11**

Your referral URL is: **<https://azmissions.com/ref/11/>**

Referral URL Generator

Enter any URL from this website in the form below to generate a referral link!

Page URL

Campaign Name (optional)

Generate URL

Once you login, Your affiliate dashboard will look like this.



Affiliate Dashboard

Affiliate URLs

Your affiliate ID is: **11**

Your referral URL is: **<https://azmissions.com/ref/11/>**

Referral URL Generator

Enter any URL from this website in the form below to generate a referral link!

Page URL

Campaign Name (optional)

Generate URL

Welcome to your affiliate dashboard.

Affiliate URLs

Your affiliate ID is: **11**

Your referral URL is: **<https://azmissions.com/ref/11/>**

Referral URL Generator

Enter any URL from this website in the form below to generate a referral link!

Page URL

Campaign Name (optional)

Generate URL

This is your referral ID. This is the link you will share with your friends.

Affiliate URLs

Your affiliate ID is: **11**

Your referral URL is: <https://azmissions.com/ref/11/>

Referral URL Generator

Enter any URL from this website in the form below to generate a referral link!

Page URL

<https://azmissions.com/>

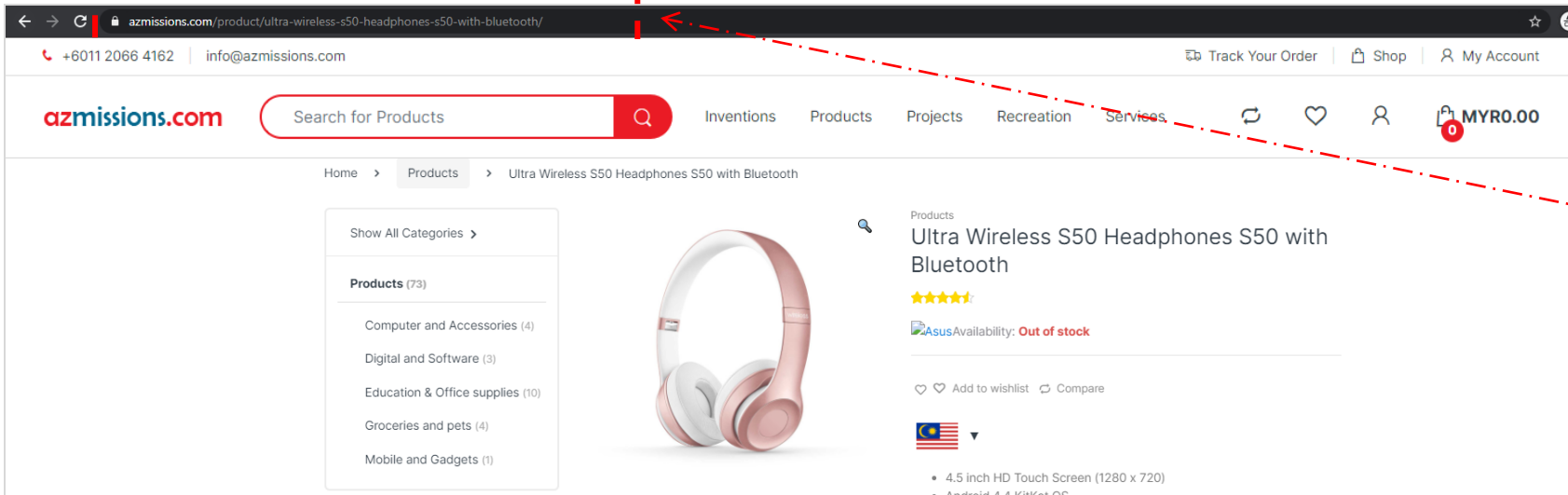
Campaign Name (optional)

Generate URL

This is if you have any particular link (for example, a product you sell). You can put that link here.

You can see how many sales and visit you got for that particular product.

Refer page 16 for an example.



For example: This is a product you sell or what to advertise.

You can copy the URL above, and generate a unique URL with links to your referral ID.

Your affiliate ID is: 7

Your referral URL is: <https://azmissions.com/ref/7/>

Referral URL Generator

Enter any URL from this website in the form below to generate a referral link!

Page URL

<https://azmissions.com/product/ultra-wireless-s50-headphones-s50-with-bluetooth/>

Campaign Name (optional)

Referral URL

<https://azmissions.com/product/ultra-wireless-s50-headphones-s50-with-bluetooth/ref/7/>

(now copy this referral link and share it anywhere)

Generate URL

Same Link as the product.

Your unique Referral URL.

Statistics

Unpaid Referrals	Paid Referrals	Visits	Conversion Rate
0	0	0	0%

Unpaid Earnings	Paid Earnings	Commission Rate
MYR 0.00	MYR 0.00	50%

Campaign	Visits	Unique Links	Converted	Conversion Rate
You have no referrals or visits that included a campaign name.				

Under Statistics, you will see:

- 1. No. of Visits**
- 2. Unpaid Referrals (how much is the outstanding payment)**
- 3. What is your commission?**

Referrals

Reference	Amount	Description	Status	Date
You have not made any referrals yet.				

Under Referrals, you will see:

- 1. All successful transactions,**
- 2. The amount that you are to be paid,**
- 3. The status of the transaction and the date the transaction was made.**

Affiliate Area

[Affiliate URLs](#) [Statistics](#) [Graphs](#) [Referrals](#) **[Payouts](#)** [Visits](#) [Creatives](#) [Settings](#) [MLA Rates & Earnings](#) [Network chart](#) [Log out](#)

Referral Payouts

Date	Amount	Payout Method	Payout Account	Status	Estimated Arrival Date
None of your referrals have been paid out yet.					

Under Payouts, you will see:

- 1. The amount paid to you from the successful referral transactions.**
- 2. Payouts, contains information on each payout that was generated for the affiliate**

Affiliate Area

Referral URL Visits

URL	Referring URL	Converted	Date
You have not received any visits yet.			

Under Visits, you will see:

- 1. How many visited AZMission using your referral link.**
- 2. Were there any successful purchases or transaction (under the converted tab)**

Affiliate Area

[Affiliate URLs](#) [Statistics](#) [Graphs](#) [Referrals](#) [Payouts](#) [Visits](#) [Creatives](#) **[Settings](#)** [MLA Rates & Earnings](#) [Network chart](#) [Log out](#)

Profile Settings

Your Payment Email

Notification Settings

Enable New Referral Notifications

[Save Profile Settings](#)

Under Settings, you need to put in your PayPal payment email.

If you have any further queries or clarification, please don't hesitate to contact us at info@achieversmalaysia.com or WhatsApp us at +601 7350 7013



**THANK
YOU**

